

RESPONDING TO THE CHANGING POST-SECONDARY LANDSCAPE

Issues and Opportunities in Alberta's
Admissions and Transfer System



**Pan-Canadian Consortium on
Admissions and Transfer**

Annual Meeting

June 17, 2008

**Alberta Council on
Admissions and Transfer**



Presentation Overview

- **Alberta Transfer System overview**
- **About Alberta's Transfer Students**
- **Trends in Student Mobility**
- **Challenges**
- **Enhancing Learner Pathways**
- **Questions**

Alberta Council on Admissions and Transfer

- **Began operating in 1974**
- **Independent body of 16 members**

Transfer in Alberta

- **60,000+** by-course transfer agreements
- **811** by-program transfer agreements
- **Agreements are available online and in an annually printed Transfer Guide**

Comprehensive Academic and Research Institution 4	Comprehensive baccalaureate & graduate programs.		
Baccalaureate and Applied Studies Institution 2	Baccalaureate degrees in specified areas, certificates, diploma, and applied degrees		
Polytechnical Institution 2	Apprenticeship, certificate, & diploma programs for technical vocations, applied and baccalaureate degrees in specified areas.		
Comprehensive Community Institution 11	Varies, but includes: Certificates & diplomas, adult high school completion, apprenticeship, primarily collaborative baccalaureate programming		
Independent Academic Institution 6	Limited baccalaureate programs, may offer limited graduate programming in niche areas, faith-based environment		
Specialized Arts and Culture Institution 2	Certificate, diploma, applied/baccalaureate and graduate degrees in visual culture & design, non-parchment programs		
Other Institutions 9	Out of Province 2	First Nations 4	Other Private 3

Changing Diverse System

- **Large post-secondary system with diverse types of institutions**
- **System is evolving and becoming more complex**
- **Learners expect opportunities for mobility in all directions**



Alberta Transfer Graduates - Demographics

	Transfer Grads	Non-transfer Grads
More likely to be female	64%	59%
Significantly older	Mean: 31 Median: 28	Mean: 29 Median: 25
More likely to return to their hometown	28%	21%
More likely to take distance education/correspondence	27%	20%

Source: Alberta Post-Secondary Graduate Outcomes Survey: 2003-04 Transfer Graduates

Alberta Transfer Graduates - Financing

	Transfer Grads	Non-transfer Grads
More likely to work	74%	67%
More government student loans	54%	44%
More likely to have some sort of loan	69%	60%
Higher debt upon completion	\$22,816	\$17,685
Receive more scholarships, grants or bursaries	69%	65%

Source: Alberta Post-Secondary Graduate Outcomes Survey: 2003-04 Transfer Graduates

Trends vs. Previous Study

- **2003-04 Graduates vs. 2001-02 Graduates**
 - **Slightly older**
 - **Fewer single students**
 - **Higher percentage of total students receiving transfer credit**

Alberta Transfer Graduates - Directions

Directions of transfer:

- **44%** from colleges, **41%** from universities, **9%** from technical institutes, **6%** from university colleges
- **University grads most likely to come from college**
- **Grads in other sectors most likely to come from universities**

Alberta Transfer Graduates - Expectations

- **Most receive the credit that they expect (88.4%)**
- **Common reasons for not receiving expected credit:**

Misunderstood or found transfer requirements unclear	21%
Received unclear advice	10%
Completed more credits than allowed	7%
Other comments, i.e. courses not accepted or considered equivalent	45%

ALBERTA COUNCIL ON ADMISSIONS AND TRANSFER



TRANSFER PATTERNS REPORT 2007

www.acat.gov.ab.ca

Transfer Patterns Highlights

- **Within-province, 3% decrease in transfer**
- **Transfer to universities is 52% of in-province transfer**
- **Transfer to public colleges increased by 13%, representing 44% of in-province transfer**
- **Into-province, 20% increase in transfer, representing 35% of transfer**

Institutions play dual roles

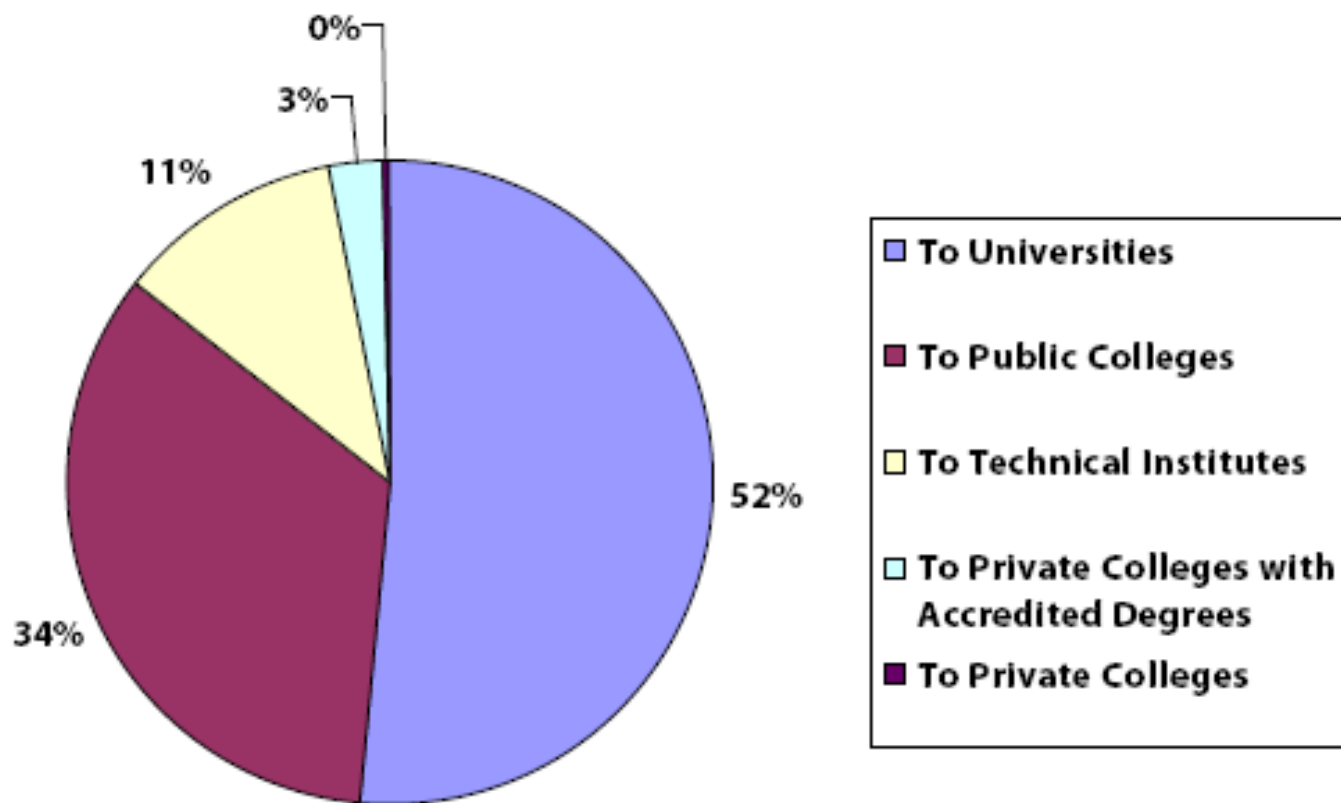
- **Top sending institutions are also top receiving institutions:**
 - **Grant MacEwan** #1 sender #2 receiver
 - **Mount Royal** #2 sender #4 receiver
 - **UofA** #3 sender #1 receiver
 - **UofC** #4 sender #3 receiver

Overall Transfer Trends

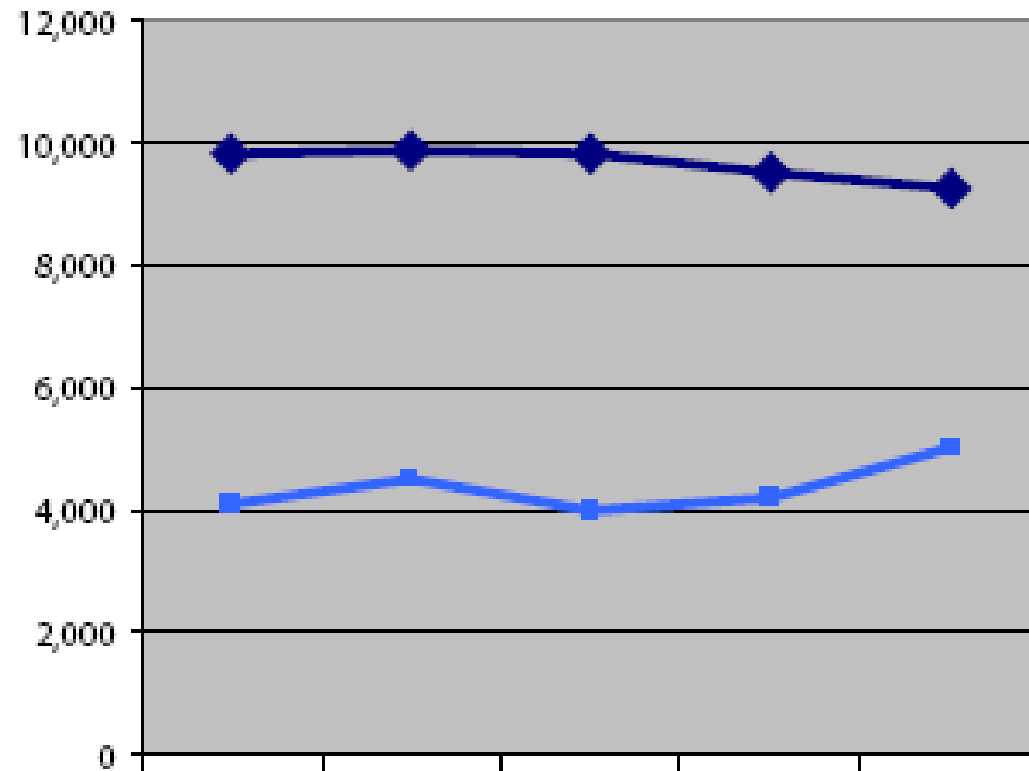
	1995	1996	1997	1998	1999	2000	2001	2002	2003	2004	2005	2006	2007	2006 - 2007	
														#	%
To Universities	6,536	6,220	6,415	7,808	8,706	7,486	7,134	7,063	7,174	6,978	7,429	7,956	7,297	-659	-9.4%
To Public Colleges	6,410	3,137	3,506	3,973	4,335	3,760	4,351	4,810	4,442	4,853	4,275	4,031	4,926	895	18.4%
To Technical Institutes	2,615	2,706	2,656	2,569	1,046	938	1,140	1,222	1,513	1,876	1,533	1,302	1,611	309	16.5%
To Vocational Colleges*	392	309	293	311	384										
To Private Colleges with Accredited Degrees	429	344	308	353	311	371	336	456	647	593	529	373	409	36	6.1%
To Private Colleges				72	98	341	57	64	122	77	61	44	44	0	0.0%
GRAND TOTAL	16,382	12,716	13,178	15,086	14,880	12,896	13,018	13,615	13,898	14,377	13,827	13,706	14,287	581	4.0%



* Vocational colleges became part of the Public Colleges category in the Fall 2000 Transfer Patterns Report.

Transfer Directions 2007

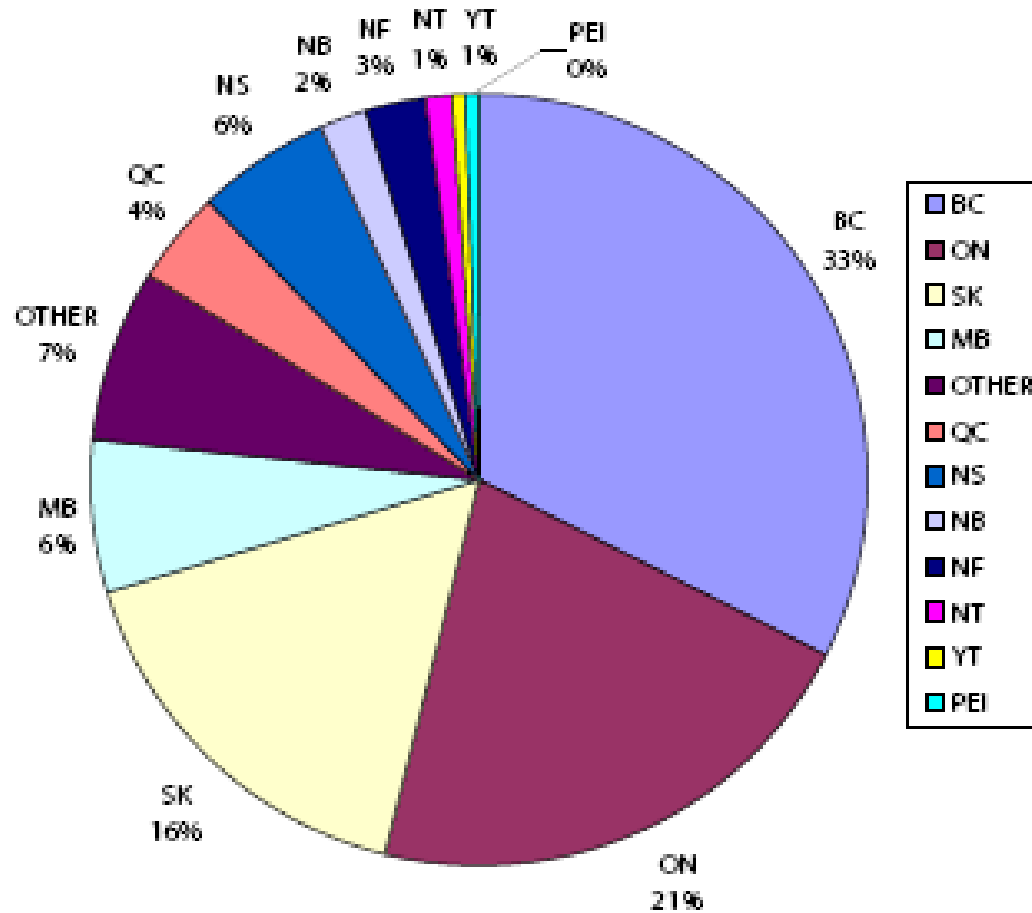


In-province vs. Into-province Transfer



 In Province Transfer	9,827	9,865	9,827	9,534	9,278
 Into Province Transfer	4,071	4,512	4,000	4,172	5,009

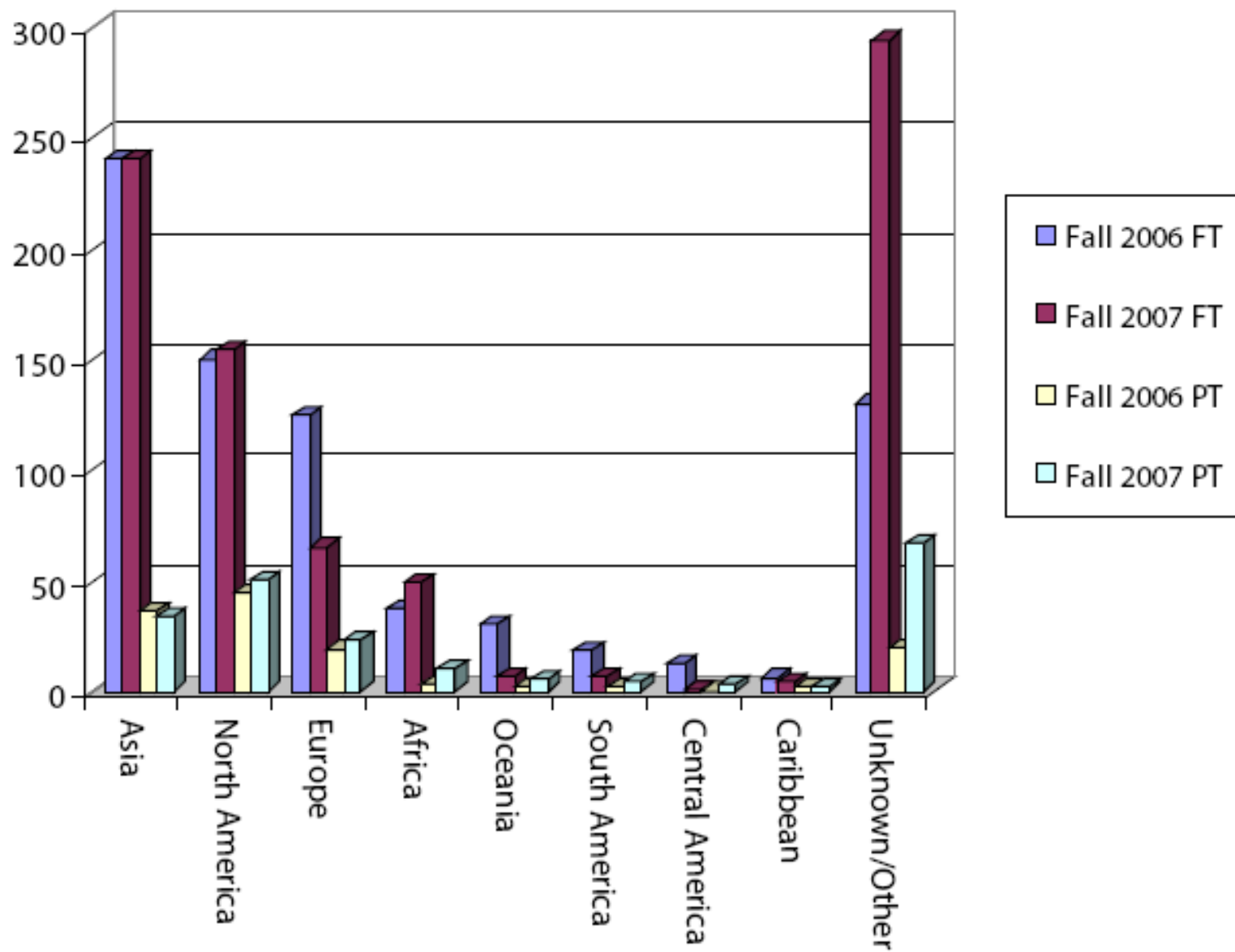
Full-time Into Province Canadian Transfer Students



Interprovincial Transfer

Transfer from Other Canadian Jurisdictions	2007	2006	2007	2006	Total 2007	Total 2006	2006 - 2007	
	FT	FT	PT	PT			#	%
British Columbia	758	806	237	228	995	1034	-39	-3.8%
Ontario	493	453	940	538	1433	991	442	44.6%
Saskatchewan	383	431	109	112	492	543	-51	-9.4%
Manitoba	148	158	97	74	245	232	13	5.6%
Quebec	93	111	67	42	160	153	7	4.6%
Nova Scotia	129	105	54	41	183	146	37	25.3%
New Brunswick	43	49	37	31	80	80	0	0.0%
Newfoundland	62	47	44	24	106	71	35	49.3%
Northwest Territories	24	28	2	9	26	37	-11	-29.7%
Yukon Territory	16	15	2	3	18	18	0	0.0%
Prince Edward Island	11	13	12	5	23	18	5	27.8%
Unknown/Other	167	123	62	59	229	182	47	25.8%
TOTAL:	2300	2339	1661	1166	3961	3505	+456	+13.0%

International Transfer Students by Region



System Challenges

- **The growth and changing shape of Alberta's post-secondary system, along with learner expectations for mobility are creating a number of challenges for Alberta's admissions and transfer system.**

System Challenges

- **Traditional view of the transfer system is changing.**
 - **Typically colleges and technical institutes have been viewed as “sending” institutions and universities have been viewed as “receiving institutions”.**
 - **Learners and other traditionally “receiving” institutions are expecting universities to play a role as “senders”.**
- **Institutions and learners are expressing a need for interprovincial information on transfer.**
- **Updating and modernizing technology and websites are needed to support the changing needs of today’s learner.**

System Priorities

- **ACAT continues to look at mechanisms to support learners by enhancing learner pathways facilitating transitions and progression opportunities.**

Enhancing Learner Pathways

- **Prior Learning Assessment and Recognition (PLAR)**
- **Career Progressions Opportunities**
- **Block Transfer**
- **Dual Credit**

Prior Learning Assessment and Recognition

- **Transforming knowledge, competencies and life experience into post-secondary credit**
- **Values all learning (formal and informal)**
- **Alberta Advanced Education and Technology currently developing PLAR Policy Framework**
- **Benefits:**
 - **Eliminates the need for duplicative learning**
 - **Expedites completion of post-secondary credential**
 - **Emphasizes use of learning portfolios to motivate and inspire individuals to pursue further learning**

Career Progression Opportunities

**Office Administration
Certificate**



1 year

NorQuest College

**Office Administration
Diploma**



+1 year

NAIT

**Bachelor of
Professional Arts in
Communications
Degree**



+2 years

**Athabasca
University**

4 years → 3 credentials

Career Progression Opportunities

**Office Administration
Certificate**



1 year

NorQuest College

**Office Administration
Diploma**



+1 year

NAIT

**Bachelor of
Professional Arts in
Communications
Degree**



+2 years

**Athabasca
University**

4 years → 3 credentials

Career Progression Opportunities

**Early Childhood
Development Diploma**



2 years
60 credits

***Grande Prairie
Regional College***

27 credits

60 credits

**Bachelor of Education
Degree**



***University
of Alberta***

+ 93 credits

**BPA Human Services
Degree**



***Athabasca
University***

+ 60 credits

Learner Progression Best Practices Project

- **ACAT is collaborating with:**
 - **Institution partners**
 - **Alberta Advanced Education & Technology**
 - **Campus Alberta Quality Council**
- **Develop Case Studies- highlight successful progression and how it happened**
- **Provide institutions info on how to get started, what to consider, how to succeed**

2+2?

3+1?

4-2?

1+1+2?

Dual Credit

- **Registered Apprenticeship Program (RAP)**
- **Dual Credit Pilot Programs**
 - **SAIT Pharmacy Technician Retail certificate**
 - **NorQuest Print Media Production certificate**
- **Olds College – Community Learning Centre**
- **Must explore resolutions to policy issues**

CAPLA Conference



www.capla.ca

Don't miss Canada's premiere event on
**Recognition for Prior Learning:
Building on a Decade of
Collaboration and Innovation**

October 19-21, 2008

Questions?



- **ACAT Public Website**
www.acat.gov.ab.ca



- **General Public Inquiries, 780-422-9021**
- **Anne Ryton, Manager, ACAT Secretariat, 780-644-3185 or**
anne.ryton@gov.ab.ca

